

METRO® LIFELINE™ EMERGENCY CART

Designed for a code. Not adapted for one.

Lifeline's integrated features are specifically designed for Code Response.— **Now in RED.**

- **Infection Control:** Lifeline helps improve Infection Control with a cleaner design that includes corrosion proof materials, smooth rounded corners to allow for easy cleaning and Microban antimicrobial product protection helps keep products "cleaner between cleanings."
- **Superior Maneuverability:** Lightweight polymer construction, 5" diameter casters, an ergonomic handle and proprietary 5th wheel steering system provides for easy maneuvering and assures maximum control in transit.
- **Organization and Identification:** Get organized with Lifeline. Self-closing, full access drawers in a variety of heights, drawer divider systems, exchange trays and drawer labels are available to allow for easy access and identification of drawer contents.
- **Security for Every Need:** Tamper evident seals secure the top compartment, drawers and side bins. Drawers can be sealed in segments or one seal can secure the entire cart.
- **Field Upgradeable:** Drawers and many accessories may be added or reconfigured at the facility. Choose the drawers and accessories for today's Code Response needs and change them to meet tomorrow's.



Metro incorporates several elements in its product design to support a facility's cleaning protocols:

- Microban® antimicrobial protection helps prevent the growth of stain and odor causing bacteria on the product.
- Advanced polymer and other proprietary finishes provide corrosion resistance
- Smooth rounded corners to allow for easier cleaning

Look for the "red check" symbol for this added protection.



*Microban® antimicrobial product protection helps keep surfaces "cleaner between cleanings" by inhibiting the growth of bacteria, mold and mildew that cause odors and stains on the shell surface.

*MICROBAN and the MICROBAN symbol are registered trademarks of the Microban Products Company, Huntersville, NC.



LIFELINE™ EMERGENCY CART

Code Response Preconfigured Carts

Carts are configured with the components and accessories listed here.

Accessories

Model No.	Description	Model No.	LECCRP2-RD	LECCRP3-RD	LECCRP4-RD	LECCRP5-RD	LECCRP6-RD	LECCRP7-RD	LECCRP8-RD	LECPEDS1-RD	LECPEDS2-RD
FL120	Solid Bottom Shelf								X		
LEC143	Top Cavity Tray			X		X	X		X		
FL151	3" (76mm) Drawer Divider Tray with Dividers					1	2				7
FL159	6" (152mm) Drawer Divider Tray with Dividers					1	1				1
FL190	Label Holder, Set of 10							X			
FL211	Side Bin (1) — Locking			3	3	3		4	3	2	4
FL221	Waste Basket 28 Quart & Holder		X				X			X	
LEC236	Glove Box Holder — Single (Mounts to Handle Side)					X				X	
LEC251	Lockable Sharps Container (Mounts to Handle Side)		X				X				X
FL302	Cord Manager					X		X			X
LEC304	Adjustable Defibrillator Tray		X	X	X	X	X	X	X	X	X
FL305	Medical Grade 6-Outlet Strip and Holder							X			X
LEC306	Suction Pump Shelf			X	X	X	X		X	X	
LEC308RD	Backboard with Front Assembly Kit		X					X			X
LEC309RD	Backboard with Back Assembly Kit		X	X	X	X	X	X	X	X	X
FL315	I.V. Pole with Cart Mount		X	X	X	X	X	X	X	X	X
LEC319	Storage/Gel Bin			X				X	X		
LEC320	Plastic Security Seals, 100 Pack		X	X	X	X	X	X	X	X	X
FL402	Individual Drawer Seal Lock Bar										X
LEC-PED8	Pediatric Code Response Drawer Kit									X	X

Carts

Model No.	Description	LECCRP2-RD	LECCRP3-RD	LECCRP4-RD	LECCRP5-RD	LECCRP6-RD	LECCRP7-RD	LECCRP8-RD	LECPEDS1-RD	LECPEDS2-RD
LEC24P-RD	39" (991mm) High LEC Cart — 24" (610mm) Storage Space — Passive Lock — Red	X	X					X		
LEC27P-RD	42" (1067mm) High LEC Cart — 27" Storage Space — Passive Lock — Red			X	X					
LEC30P-RD	45" (1143mm) High LEC Cart — 30" Storage Space — Passive Lock — Red					X	X		X	X

Drawers

Model No.	Description	LECCRP2-RD	LECCRP3-RD	LECCRP4-RD	LECCRP5-RD	LECCRP6-RD	LECCRP7-RD	LECCRP8-RD	LECPEDS1-RD	LECPEDS2-RD
FL103	3" (76mm) Drawer — No Drawer Pull	1	2	2	3	4	2	2	7	7
FL106	6" (152mm) Drawer — No Drawer Pull	3	1	1	1	1	2	1	1	1
FL109	9" (229mm) Drawer — No Drawer Pull		1		1	1	1			
FL112	12" (305mm) Drawer — No Drawer Pull			1						



Pediatric Drawer and Color Kit

(Includes drawers, colored pulls, and labels only)



Standard Drawer Pull Color — Red

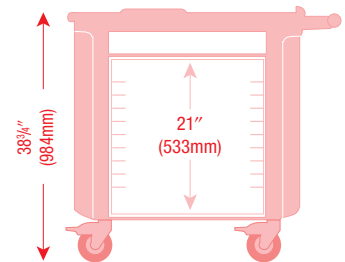
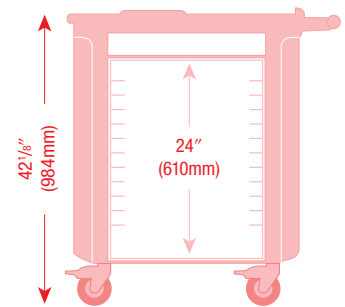
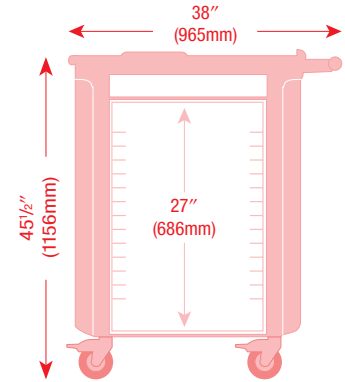
(Includes drawers, colored pulls, and labels only)



Specifications:

- Cart Body:** Blow molded high-density polyethylene (HDPE) body panels and top with Microban antimicrobial product protection. Top has integrated push handle and storage compartment. Side panels provide integrated accessory strips to allow no tool assembly of most accessories. Left side panel also provides integrated pivot pockets for tilt out bins. Bins are available as locking or non-locking.
- Cart Frame:** Epoxy coated 14 gauge, cold-rolled steel
- Locking Mechanism:** 12 gauge stainless steel bar with polycarbonate drawer mounted lock tabs. Passive security provided for drawers and side bins (optional) with plastic security seal. Locking mechanism provides one or two seal compartmentalized locking options.
- Steering Mechanism:** Steering is assisted by a 5th wheel that is actuated by squeezing a polymer trigger mounted to the cart handle. When activated, the 5th wheel is locked perpendicular to the handle providing positive control when the cart is pushed. When trigger is released all 5 wheels swivel allowing maneuverability in any direction. 5th Wheel: 4" (102mm) diameter plate caster, mounted to a swivel lock mechanism. Patent Pending.
- Corner Casters:** Four 5" (127mm) diameter stem casters with polyurethane tread and polymer horn: 2 swivel — Rear, 2 total lock (brake and swivel) — Front.
- Drawers:** ABS injection molded drawer body, blow molded HDPE with Microban antimicrobial drawer front, ABS and Microban antimicrobial injection molded colored drawer pull and full extension, self-closing, ball bearing drawer slides. Inside Dimensions (16³/₄" W. x 20" L. (425 x 509mm)

Weight Capacity	Inside Height
3" (76mm) = 15 lbs. (6.75kg)	2.75" (70mm)
6" (152mm) = 25 lbs. (11.25kg)	5.75" (146mm)
9" (228mm) = 45 lbs. (20.25kg)	8.75" (222mm)
12" (305mm) = 45 lbs. (20.25kg)	11.75" (298mm)
- Pullout Shelf:** 1³/₄" (44mm) high epoxy coated 16 gauge, cold rolled steel, with full extension, self-closing, ball bearing drawer slides. Weight capacity: 45 lbs. (20.25kg).
- Defibrillator Swing Arm:** 18 gauge tubular steel, epoxy coated with tensioning knob. Swings 90° from work surface.
- Adjustable Defibrillator Platform:** Two 16 gauge epoxy coated steel plates with zinc adjustment mechanism and 360° rotation. 14¹/₂" (368mm) wide platform adjusts from 8¹/₈" (206mm) to 14¹/₄" (362mm) in length. Weight capacity: 40 lbs. (18kg).



External Dimensions (L x W x H)
 38" x 22⁵/₈" x 45¹/₂" (965 x 575 x 1156mm)
 38" x 22⁵/₈" x 42¹/₈" (965 x 575 x 1070mm)
 38" x 22⁵/₈" x 38³/₄" (965 x 575 x 984mm)