

### MetroMax Q<sup>®</sup> Polymer / Wire Shelving

Quick-to-adjust, corrosion resistant shelving constructed of removable polymer open grid shelf mats, wire shelf frames, and corner releases. Shelf frames and steel posts have an epoxy coating over an electroplated substrate. Shelves and epoxy coated posts offer a 15 year warranty against rust and corrosion. Optional corrosion proof polymer posts are available. Microban<sup>®</sup> antimicrobial product protection is built into the frames, shelf mats, and posts. Shelf has a rigid four-sided frame with center truss(es). Robust corner provides complete 360° capture of the wedge and post for added stability. Stationary units have maximum capacity of 2,000 lbs. (907kg) evenly distributed. Mobile units (with stem casters) offer a maximum total unit load of 900 lbs. (408kg). Units assemble easily — shelves mount on four one-piece wedges along grooved, numbered posts and adjust on 1" (25mm) increments.

- **Forever Strong:** Proven corner connection and four-sided shelf frame with center truss(es) assures stability and strength in stationary, mobile, and high-density track shelving configurations.  
800 lbs. (363kg) per shelf for lengths of 24" to 48" (610 to 1219mm)  
600 lbs. (272kg) per shelf for lengths of 54" (1372mm) or longer  
Stationary unit: 2000lbs (907kg) evenly distributed.  
Mobile unit (with stem casters): Up to 900lbs. (408kg).  
Multiply the caster load rating by 3 to determine actual rating.
- **Rust & Corrosion Resistant:** Corrosion resistant shelves and posts offer a 15 year warranty against rust and corrosion.
- **Easy to Clean and Maintain:** Polymer mats can be easily removed and cleaned in a sink or commercial washer / dish machine.
- **Microban<sup>®</sup> Antimicrobial Product Protection** is built into the shelf mats, frames, and posts to inhibit the growth of bacteria, mold, mildew, and fungus that cause odors and product degradation. Microban product protection keeps the product "cleaner between cleanings".
- **Quick-to-Adjust:** Patented corner release allows shelves to be adjusted without tools. Simply flip each corner release, relocate the wedge connectors on the posts, and reposition the shelf. Quickly adjust shelves to reclaim wasted vertical space.
- **Efficient Use of Space:** Shelves adjust on 1" (25mm) increments along the post to maximize the use of available vertical space.
- **Fast, Easy Assembly:** Shelves are ready to use right out of the box. One-piece wedges securely attach to the posts — Raised beads on the back of each wedge snap into the grooves on the post. Window on wedge aligns with numbers on the post to locate the desired shelf position. Shelf mounts on four wedges. A unit can be assembled without tools in minutes.
- **Interchangeable:** Part of the MetroMax platform, MetroMax Q shelves are compatible on the same shelving units with MetroMax i and MetroMax 4 shelves.
- **Open Grid and Solid Mat Options:** MetroMax Q is available with open grid mats. Open grid shelves promote air circulation and light penetration. For 21" (530mm) deep MetroMax Q, solid mat overlays are available. For 18" and 24" (457 and 610mm) depths, MetroMax i or MetroMax 4 solid shelves may be added when solid shelves are required.
- **NSF Listed** for all environments.
- **Optional Accessories** are on spec sheet 9.25.

\*MICROBAN<sup>®</sup> and the MICROBAN<sup>®</sup> symbol are registered trademarks of the Microban<sup>®</sup> Products Company, Huntersville, NC. Microban<sup>®</sup> product protection does not by itself protect a user from food borne illness. Product must be routinely cleaned.

All Metro Catalog Sheets are available on our website: [www.metro.com](http://www.metro.com)



Supports good  
**HACCP**  
processes

# MetroMax Q<sup>®</sup>

## Polymer / Wire Shelving



We put space to work.

### Material Specifications:

- **Shelf frames and epoxy-coated posts:** Steel with electroplated substrate and highly durable, abrasion-resistant epoxy finish. Epoxy finish has built-in Microban antimicrobial product protection. The adjustable foot is reinforced nylon.
- **Shelf Mats:** Injection-molded polypropylene with exclusive built-in Microban<sup>®</sup> antimicrobial product protection.
- **Shelf Wedge Connector:** Reinforced nylon.
- **Temperature range:** -20°F (-29°C) to 125°F (52°C) continuous use, with intermittent exposure to 200°F (93°C) for cleaning. Visit [metro.com/service-support](http://metro.com/service-support) for cleaning guidelines.



x4

**Replacement MetroMax Q Wedges**  
Cat. No. MQ9985  
Bag of 4  
(included with each shelf)

### Standard Interchangeable Shelves

- Part number includes shelf with removable mats and one bag of wedges

Shelf with Grid Mat Model No.	Nominal Size				Actual Size				Approx. Pkd. Wt.	
	Width (in.) (mm)		Length (in.) (mm)		Width (in.) (mm)		Length (in.) (mm)		(lbs.)	(kg)
MQ1824G	18	457	24	610	18 <sup>3</sup> / <sub>8</sub>	467	23 <sup>13</sup> / <sub>16</sub>	605	6.2	2.8
MQ1830G	18	457	30	762	18 <sup>3</sup> / <sub>8</sub>	467	29 <sup>13</sup> / <sub>16</sub>	757	8.0	3.6
MQ1836G	18	457	36	914	18 <sup>3</sup> / <sub>8</sub>	467	35 <sup>13</sup> / <sub>16</sub>	910	9.7	4.4
MQ1842G	18	457	42	1067	18 <sup>3</sup> / <sub>8</sub>	467	41 <sup>13</sup> / <sub>16</sub>	1062	11.4	5.2
MQ1848G	18	457	48	1219	18 <sup>3</sup> / <sub>8</sub>	467	47 <sup>13</sup> / <sub>16</sub>	1215	13.2	6.0
MQ1854G	18	457	54	1372	18 <sup>3</sup> / <sub>8</sub>	467	53 <sup>13</sup> / <sub>16</sub>	1367	15.0	6.8
MQ1860G	18	457	60	1524	18 <sup>3</sup> / <sub>8</sub>	467	59 <sup>13</sup> / <sub>16</sub>	1519	16.7	7.6
MQ1872G	18	457	72	1829	18 <sup>3</sup> / <sub>8</sub>	467	71 <sup>13</sup> / <sub>16</sub>	1824	20.0	9.1
MQ2124G	21	530	24	610	21 <sup>3</sup> / <sub>8</sub>	543	23 <sup>13</sup> / <sub>16</sub>	605	8.0	3.6
MQ2130G	21	530	30	762	21 <sup>3</sup> / <sub>8</sub>	543	29 <sup>13</sup> / <sub>16</sub>	757	9.7	4.4
MQ2136G	21	530	36	914	21 <sup>3</sup> / <sub>8</sub>	543	35 <sup>13</sup> / <sub>16</sub>	910	11.4	5.2
MQ2142G	21	530	42	1067	21 <sup>3</sup> / <sub>8</sub>	543	41 <sup>13</sup> / <sub>16</sub>	1062	12.8	5.8
MQ2148G	21	530	48	1219	21 <sup>3</sup> / <sub>8</sub>	543	47 <sup>13</sup> / <sub>16</sub>	1215	14.5	6.6
MQ2154G	21	530	54	1372	21 <sup>3</sup> / <sub>8</sub>	543	53 <sup>13</sup> / <sub>16</sub>	1367	16.7	7.6
MQ2160G	21	530	60	1524	21 <sup>3</sup> / <sub>8</sub>	543	59 <sup>13</sup> / <sub>16</sub>	1519	18.5	8.4
MQ2172G	21	530	72	1829	21 <sup>3</sup> / <sub>8</sub>	543	71 <sup>13</sup> / <sub>16</sub>	1824	21.7	9.9
MQ2424G	24	610	24	610	24 <sup>3</sup> / <sub>8</sub>	619	23 <sup>13</sup> / <sub>16</sub>	605	9.7	4.4
MQ2430G	24	610	30	762	24 <sup>3</sup> / <sub>8</sub>	619	29 <sup>13</sup> / <sub>16</sub>	757	11.4	5.2
MQ2436G	24	610	36	914	24 <sup>3</sup> / <sub>8</sub>	619	35 <sup>13</sup> / <sub>16</sub>	910	13.1	6.0
MQ2442G	24	610	42	1067	24 <sup>3</sup> / <sub>8</sub>	619	41 <sup>13</sup> / <sub>16</sub>	1062	14.1	6.4
MQ2448G	24	610	48	1219	24 <sup>3</sup> / <sub>8</sub>	619	47 <sup>13</sup> / <sub>16</sub>	1215	15.8	7.1
MQ2454G	24	610	54	1372	24 <sup>3</sup> / <sub>8</sub>	619	53 <sup>13</sup> / <sub>16</sub>	1367	18.5	8.4
MQ2460G	24	610	60	1524	24 <sup>3</sup> / <sub>8</sub>	619	59 <sup>13</sup> / <sub>16</sub>	1519	20.3	9.2
MQ2472G	24	610	72	1829	24 <sup>3</sup> / <sub>8</sub>	619	71 <sup>13</sup> / <sub>16</sub>	1824	23.5	10.7

### Solid Shelf Options:

MetroMax i and MetroMax 4 solid shelves may be used with MetroMax Q shelves on the same unit. See spec sheets 9.20 & 9.22 for model numbers.

### Posts

- Corrosion resistant epoxy-coated steel option.
- Corrosion proof polymer option.

#### STATIONARY POST WITH LEVELING FOOT

Epoxy-Coated Steel Model No.	Approx. Pkd. Wt. (lbs.) (kg)	Polymer Model No.	Approx. Pkd. Wt. (lbs.) (kg)	Nominal Height (in.) (mm)	Actual Height (in.) (mm)
MQ13PE	1.0 0.5	MX13P	0.5 0.2	13 370	14 <sup>3</sup> / <sub>16</sub> 360
MQ27PE	2.0 0.9	MX27P	0.9 0.4	27 685	28 <sup>3</sup> / <sub>16</sub> 716
MQ33PE	2.5 1.1	MX33P	1.0 0.5	33 875	34 <sup>3</sup> / <sub>16</sub> 868
MQ54PE	4.0 1.8	MX54P	1.6 0.7	54 1370	54 <sup>3</sup> / <sub>16</sub> 1376
MQ63PE	4.5 2.0	MX63P	1.8 0.8	63 1585	62 <sup>3</sup> / <sub>16</sub> 1580
MQ74PE	5.5 2.5	MX74P	2.3 1.0	74 1690	74 <sup>3</sup> / <sub>16</sub> 1884
MQ86PE	6.5 2.9	MX86P	2.5 1.4	86 2195	86 <sup>3</sup> / <sub>16</sub> 2189

#### MOBILE POST FOR STEM CASTER



Epoxy-Coated Steel Model No.	Approx. Pkd. Wt. (lbs.) (kg)	Polymer Model No.	Approx. Pkd. Wt. (lbs.) (kg)	Nominal Height (in.) (mm)	Actual Height (in.) (mm)
MQ13UPE	1.0 0.5	MX13UP	0.5 0.2	13 370	13 <sup>3</sup> / <sub>16</sub> 335
MQ27UPE	2.0 0.9	MX27UP	0.9 0.4	27 685	27 <sup>3</sup> / <sub>16</sub> 691
MQ33UPE	2.5 1.1	MX33UP	1.0 0.5	33 875	33 <sup>3</sup> / <sub>16</sub> 843
MQ54UPE	4.0 1.8	MX54UP	1.6 0.7	54 1370	53 <sup>3</sup> / <sub>16</sub> 1351
MQ63UPE	4.5 2.0	MX63UP	1.8 0.8	63 1585	61 <sup>3</sup> / <sub>16</sub> 1554
MQ74UPE	5.5 2.5	MX74UP	2.3 1.0	74 1690	73 <sup>3</sup> / <sub>16</sub> 1859
MQ86UPE	6.5 2.9	MX86UP	3.0 1.4	86 2195	85 <sup>3</sup> / <sub>16</sub> 2164

\*Stationary posts include an adjustable leveling foot to compensate for uneven floors. Leveling foot can be adjusted 1" (25mm). Special height cut posts are available. Consult your Metro representative.

### Heavy-Duty Dunnage Shelves

- Weight capacity per shelf evenly distributed: 1,200 lbs. (544kg) on shelves up to and including 48" (1219mm) long; 900 lbs. (408kg) for shelves 60" (1524mm) long.
- Dunnage shelves are recommended for use on units with four posts, not on an add-on unit with two posts.

Grid Mat Model No.	Nominal				Approx. Pkd. Wt.	
	Width (in.) (mm)		Length (in.) (mm)		(lbs.)	(kg)
MHP2436G	24	610	36	914	21	9.5
MHP2448G	24	610	48	1220	27	12.2
MHP2460G	24	610	60	1524	33	15.0





## MetroMax® Accessories

MetroMax Storage System consists of interchangeable corrosion proof MetroMax i®, corrosion proof MetroMax 4™, and corrosion resistant MetroMax Q® shelves and posts. Note the category (i, 4, Q) above the part number column for compatibility. Accessories listed in this specification sheet are NSF listed unless noted otherwise.

### 2" (51mm) Stackable Shelf Ledges

- Prevent items from falling off shelves.
- Snap on and off quickly. Easily stacked to contain larger items
- Corrosion proof: Polymer (High-Density Polypropylene) and Type 304 stainless steel.
- Ships assembled.




i Ledge Model No.	4 Ledge Model No.	Q Ledge Model No.	Type	Nominal Length (in.) (mm)	
MXLS18-2S	MAX4-LS18-2S	MQLS18-2S	Side	18	457
—	MAX4-LS21-2S	MQLS21-2S	Side	21	530
MXLS24-2S	MAX4-LS24-2S	MQLS24-2S	Side	24	610
MXL24-2S	MAX4-L24-2S	MQL24-2S	Back	24	610
MXL30-2S	MAX4-L30-2S	MQL30-2S	Back	30	760
MXL36-2S	MAX4-L36-2S	MQL36-2S	Back	36	914
MXL42-2S	MAX4-L42-2S	MQL42-2S	Back	42	1066
MXL48-2S	MAX4-L48-2S	MQL48-2S	Back	48	1219
MXL54-2S	MAX4-L54-2S	MQL54-2S	Back	54	1370
MXL60-2S	MAX4-L60-2S	MQL60-2S	Back	60	1524
MXL72-2S	—	MQL72-2S	Back	72	1829



### 8" (203mm) Shelf Dividers — standard duty

- Use to create organized compartments or to simply separate shelf contents.
- Easily repositioned on grid and solid shelves.
- Corrosion proof: Polymer (High-Density Polypropylene).
- Three-piece design — Ships assembled.


i Ledge Model No.	4 Ledge Model No.	Q Ledge Model No.	Nominal Length (in.) (mm)	
MXD18-8	MAX4-D18-8	MQD18-8	18	457
MXD24-8	MAX4-D24-8	MQD24-8	24	610



### 8" (203mm) Universal Shelf Dividers — light duty, for open grid shelves

- Maximum flexibility: Can be repositioned along the entire shelf.
- Easiest divider to install.
- Three-piece design; clips connect to any open grid or wire shelf; divider panel then drops into place. Does not attach to solid shelves.
- Corrosion proof: Polymer (High-Density Polypropylene).

i, 4, and Q Model No.	Fits Shelf Depth	Nominal Length (in.) (mm)	
MUD18-8	18", 21" (457, 530mm)	18	457
MUD24-8	24" (610mm)	24	610



Replacement clips: **Model No. DCLIP** Bag of (2)





# MetroMax<sup>®</sup> Accessories



**MetroMax i Label Holder**

### MetroMax i<sup>®</sup> Label Holder

- Designed to accept label cards or adhesive labels. Slot measures approximately 1 1/4" (32mm).

Model No.	Actual Length		Fits Shelf		Approx. Pkd. Wt.	
	(in.)	(mm)	(in.)	(mm)	(lbs.)	(kg)
9989PX	1 x 4 1/2	25.4 x 114	All		.03	.01
9989X1	1 x 11 9/32	25.4 x 285	24	610	.14	.06
9989X3	1 x 23 9/32	25.4 x 590	36	914	.30	.13
9989X5	1 x 35 9/32	25.4 x 895	48	1219	.40	.18



**MetroMax Q Label Holder**

### MetroMax Q<sup>®</sup> Label Holder

- Designed to accept label cards or adhesive labels. Slot measures approximately 1 1/4" (32mm).

Label Holder Model No.	Actual Length		Fits Shelf		Approx. Pkd. Wt.	
	(in.)	(mm)	(in.)	(mm)	(lbs.)	(kg)
MQ04LH	4	102	All		.03	.01
MQ24LH	15 7/16	392	24	610	.14	.06
MQ36LH	27 7/16	697	36	914	.30	.13
MQ48LH	39 7/16	1002	48	1219	.40	.18
MQ60LH	51 7/16	1307	60	1524	.50	.22
MQ72LH	63 7/16	1611	72	1825	.60	.27



**MetroMax 4 Label Holder**

### MetroMax 4<sup>™</sup> Label Holder

- Designed to accept label cards or adhesive labels. Slot measures approximately 1" (25mm).

Model No.	Actual Length		Fits Shelf		Approx. Pkd. Wt.	
	(in.)	(mm)	(in.)	(mm)	(lbs.)	(kg)
MAX4-9989PX	4	102	All		.03	.01

### Color Shelf Markers

- Attach easily to shelf for content identification.
- Available in seven standard colors.
- i and Q versions available.

Model No.	Model No.	Shelf Marker Color	Length	
			(in.)	(mm)
CSM6-BX	CSM6-BQ	Blue	6	152
CSM6-GX	CSM6-GQ	Green	6	152
CSM6-RX	CSM6-RQ	Red	6	152
CSM6-TX	CSM6-TQ	Tan	6	152
CSM6-WX	CSM6-WQ	White	6	152
CSM6-YX	CSM6-YQ	Yellow	6	152
CSM6-GRX	CSM6-GRQ	Gray	6	152



**MetroMax i with direct mount supports**



**M9997-4**



**MAX4-9997-4**

### Wall Mount Shelving

- MetroMax i shelf can be mounted to Metro shelf supports using the MetroMax i corner adapter kit. Model No. **M9997-4** Bag of four adapters.
- MetroMax 4 shelf can be mounted to Metro shelf supports using the MetroMax 4 corner adapter kit. Model No. **MAX4-9997-4** Bag of four adapters.
- MetroMax Q shelf mounts to Metro shelf supports without the need for adapters.

**NOTE:** All MetroMax platform shelves can be used with direct mount or post type shelf supports (reference spec sheet 10.40) or SmartWall shelf support (reference spec sheet 10.42).



### Post Clamp

Adds stability by joining posts of two separate units together. With it, each unit is supported by four posts and buttressed by the adjacent unit. Stainless Steel.

**Model No. 9994X**



### Foot Plate

Used to add stability to the shelving unit or to bolt units to the floor.

**Model No. Zinc: 9993Z**

**Model No. Stainless Steel: 9993S**





# MetroMax<sup>®</sup> Accessories

## Shelf-to-Shelf Dividers

- Create full height compartments to fully organize the storage cube between two shelves.
- Can be used as a side ledge or interior divider.
- Compatible with any MetroMax i, MetroMax 4 or MetroMax Q open grid shelf or Metro wire shelf.
- Consists of a divider assembly and (4) mounting clips.

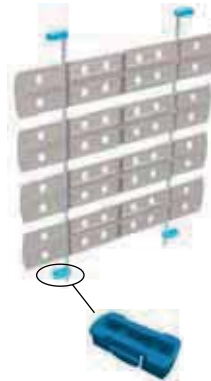
**Divider assembly:** high-density polypropylene 4" (102mm) panels and stainless steel rods.

**Mounting clips:** high-density polyethylene (HDPE)

i, 4 and Q Model No.	Fits Shelf Depth		Nominal Length	
	(in.)	(mm)	(in.)	(mm)
MD18-16	18, 21	457, 530	16	406
MD18-20	18, 21	457, 530	20	508
MD18-24	18, 21	457, 530	24	610
MD24-16	24	610	16	406
MD24-20	24	610	20	508
MD24-24	24	610	24	610

Replacement mounting clips may be ordered.

**RPM3-S2SBAG** Bag of (4) clips



## Enclosure Panels

- An efficient way of enclosing the sides and back of all shelves in a unit to contain stored contents.
- Slot opening: 3" W x 3<sup>7</sup>/<sub>8</sub>" H (76 x 98mm).
- Designed to work on MetroMax i, MetroMax 4, and MetroMax Q units. Mounting clips included.
- CRS wire with durable taupe epoxy finish. Mounting clips — Acetyl
- Replacement mounting clips for enclosures.

MetroMax i: **[Model No. RPMX3-RODTAB]** Bag of (8) clips

MetroMax 4: **[Model No. RPMX4-RODTAB]** Bag of (8) clips

MetroMax Q: **[Model No. RPMQ3-RODTAB]** Bag of (8) clips + (1) enclosure adapter

i, 4 and Q Model No.	Width/Height		For Use With Post Height		For Use With Shelf Width		Approx. Pkd. Wt.	
	(in.)	(mm)	(in.)	(mm)	(in.)	(mm)	(lbs.)	(kg)
MEP35E	12 <sup>3</sup> / <sub>8</sub> x51 <sup>1</sup> / <sub>4</sub>	315x1300	54	1370	18	457	6 <sup>1</sup> / <sub>4</sub>	2.8
MEP36E	12 <sup>3</sup> / <sub>8</sub> x59 <sup>1</sup> / <sub>4</sub>	315x1505	63	1600	18	457	7	3.2
MEP37E	12 <sup>3</sup> / <sub>8</sub> x71 <sup>1</sup> / <sub>4</sub>	315x1810	74	1880	18	457	8 <sup>3</sup> / <sub>4</sub>	4.0
MEP55E	18 <sup>3</sup> / <sub>8</sub> x51 <sup>1</sup> / <sub>4</sub>	467x1300	54	1370	24	610	9	4.1
MEP56E	18 <sup>3</sup> / <sub>8</sub> x59 <sup>1</sup> / <sub>4</sub>	467x1505	63	1600	24	610	10 <sup>1</sup> / <sub>4</sub>	4.7
MEP57E	18 <sup>3</sup> / <sub>8</sub> x71 <sup>1</sup> / <sub>4</sub>	467x1810	74	1880	24	610	11 <sup>3</sup> / <sub>4</sub>	5.3



**Enclosure Panel**

Panels Required to Enclose Both Ends of Shelving Unit or Cart

Post Height	Shelf Width		
	18" (457mm)	21" (530mm)	24" (610mm)
54" (1370mm)	(2) MEP35E	(2) MEP55E	(2) MEP55E
63" (1600mm)	(2) MEP36E	(2) MEP56E	(2) MEP56E
74" (1800mm)	(2) MEP37E	(2) MEP57E	(2) MEP57E



**MetroMax i Mounting Clip**



**MetroMax 4 Mounting Clip**



**MetroMax Q Mounting Clip**

Post Height	Shelf Length						
	30" (760mm)	36" (914mm)	42" (1066mm)	48" (1219mm)	54" (1370mm)	60" (1524mm)	72" (1825mm)
54" (1370mm)	(2) MEP35E	(1) MEP35E	(2) MEP55E	(2) MEP35E	(1) MEP35E	(3) MEP55E	(1) MEP35E
63" (1600mm)	(2) MEP36E	(1) MEP36E	(2) MEP56E	(2) MEP36E	(1) MEP36E	(3) MEP56E	(1) MEP36E
74" (1880mm)	(2) MEP37E	(1) MEP37E	(2) MEP57E	(2) MEP37E	(1) MEP37E	(3) MEP57E	(1) MEP37E





# MetroMax<sup>®</sup> Accessories



Drop in baskets are sized to optimally fill out the space on a MetroMax i shelf frame.



**NOTE:** Wire baskets can be retrofitted to MetroMax i or MetroMax 4 shelves.

**MetroMax i:** Remove the mats center beams and drop in the baskets.

**MetroMax 4:** Remove the mats and drop in the baskets.

Wire baskets can complement a MetroMax 4 shelf. If the requirement is to completely fill out the space with baskets, use a MetroMax i storage level frame.

## Storage Level Frames

- Open four sided frames accommodate drop-in accessories including wire baskets and stainless drying racks.
- Includes corrosion proof MetroMax i frame and a bag of wedges

Model No.	Nominal Exterior Width (in.) (mm)		Frame Interior Length (in.) (mm)		Width/Length (in.) (mm)		Approx. Pkd. Wt. (lbs.) (kg)	
	M4F1836	18	457	36	914	18x32	457x810	7
M4F2424	24	610	24	610	24x20	610x510	7 <sup>1/2</sup>	3.4
M4F2436	24	610	36	914	24x32	610x810	11 <sup>1/4</sup>	5.1
M4F2442	24	610	42	1060	24x38	610x965	13 <sup>1/4</sup>	6.0
M4F2448	24	610	48	1220	24x44	610x1120	15	6.8
M4F2460	24	610	60	1524	24x56	610x1370	18 <sup>3/4</sup>	8.5

## Wire Baskets

- Conveniently hold small items
- 9" (229mm) deep
- Built in storage handles allow easy removal
- Corrosion resistant taupe epoxy finish (Note: epoxy over a zinc substrate)
- Weight Capacity: 50 lbs. (23kg)

Model No.	Nominal Width (in.) (mm)		Nominal Length (in.) (mm)		Approx. Pkd. Wt. (lbs.) (kg)	
	MB2416XE	24	610	16	406	10
MB2422XE	24	610	22	560	12	5.5

**NOTE:** MB2422XE is not adaptable to 24" (610mm) long MetroMax i storage level frames

## Configuration Chart — MetroMax i

Frame	Qty. to Fill Out Shelf Frame	
	MB2416XE	MB2422XE
M4F2436	2	
M4F2442	1	1
M4F2448		2
M4F2460	2	1

## Configuration Chart — MetroMax 4

Shelf	Qty. to Fill Out Shelf Frame	
	MB2416XE	MB2422XE
MAX4-2436G		1
MAX4-2442G	2	
MAX4-2448G	1	1
MAX4-2460G	3	

**NOTE:** Remove the shelf mats to install the drop in basket.



## I.V. Storage Basket

- Corrosion resistant taupe epoxy finish (Note: epoxy over a zinc substrate)
- Can be mounted level or at 10 degree slant
- Fits a 24" (610mm) deep MetroMax i shelf
- Weight Capacity: 50 lbs. (23kg)

### Model No. IVB1

See Spec Sheet 30.20 for detail.

## Configuration Chart

Frame	Qty. to Fill Out Shelf Frame
	IVB1
M4F2424	1
M4F2442	2
M4F2460	3



## Glassware Handling Basket

Vinyl coated. Fits 18 x 36" 457 x 914mm) MetroMax i frame.

### Model No. GWBSKT36

See Spec Sheet 52.01 for detail.

Not NSF listed.






# MetroMax® Accessories

## Stainless Steel Drop-in Racks


- Open wire design to safely dry pots, pans, and containers
- To create a storage level with stainless drop-in order the following
  - Qty. 1 Drop-in rack
  - Qty. 1 4-sided MetroMax i frame
  - Qty. 1 MetroMax i center beam
- Can be retrofitted to existing MetroMax i shelves. Simply remove the mats and drop in the stainless drying rack.
- Center beams: RPMX36-CBEAM, RPMX48-CBEAM, RPMX60-CBEAM



i Model No.	Width (in.) (mm)	Length (in.) (mm)	Height (in.) (mm)	Wire Spacing (in.) (mm)	Approx. Pkd. Wt. (lbs.) (kg)
DR36S	24 610	33 <sup>7</sup> / <sub>8</sub> 860	5 <sup>1</sup> / <sub>4</sub> 133	<sup>3</sup> / <sub>4</sub> 19	9 4.1
DR48S	24 610	45 <sup>7</sup> / <sub>8</sub> 1165	5 <sup>1</sup> / <sub>4</sub> 133	<sup>3</sup> / <sub>4</sub> 19	12 5.4
DR60S	24 610	57 <sup>7</sup> / <sub>8</sub> 1470	5 <sup>1</sup> / <sub>4</sub> 133	<sup>3</sup> / <sub>4</sub> 19	15 6.8

## Cutting Board and Tray Drying Rack System

- Rack is mounted to standard MetroMax i or MetroMax Q shelf.
- Promotes safe air drying of cutting boards and trays.
- 1<sup>1</sup>/<sub>8</sub>" (28mm) and 3" (76mm) slide spacing available.



i and Q Model No.	Fits Shelf (in.) (mm)	Upright Spacing (in.) (mm)	Upright Height (in.) (mm)	Tray Capacity	Approx. Pkd. Wt. (lbs.) (kg)
MTR2436XE	24x36 457x914	1 <sup>1</sup> / <sub>8</sub> 28	6 150	24	13.5 6.1
MTR2448XE	24x48 457x1219	1 <sup>1</sup> / <sub>8</sub> 28	6 150	34	18.0 8.2
MTR2460XE	24x60 457x1524	1 <sup>1</sup> / <sub>8</sub> 28	6 150	42	22.5 10.2
MTR2436XEA	24x36 457x914	3 76	6 150	10	9.8 4.4
MTR2448XEA	24x48 457x1219	3 76	6 150	14	13.0 5.9
MTR2460XEA	24x60 457x1524	3 76	6 150	17	16.3 7.4

## Can Rack System

- Front loading, front dispensing can rack holds eight #10 cans or twelve #5 cans.
- Tough, corrosion resistant taupe epoxy finish.
- Mounts on any MetroMax i or MetroMax Q shelf.



i and Q Model No.	Width/Length/Height (in.) (mm)	Approx. Pkd. Wt. (lbs.) (kg)
CR24E	7 <sup>7</sup> / <sub>8</sub> x25 <sup>5</sup> / <sub>16</sub> x15 200x643x381	10 4.5

## 3-Sided frames

- 1" (25mm) x 1<sup>1</sup>/<sub>2</sub>" (38mm) structural steel tubing. Includes tri-lobal adapters to attach to posts.  
(Replacement adapters: **Model No. MTLA** bag of 4)
- Corrosion resistant taupe epoxy finish.
- Use when configuring work tables or as a 3-sided ledge to contain bulky items.



i, 4 and Q Model No.	Nominal Width (in.) (mm)	Nominal Length (in.) (mm)	Approx. Pkd. Wt. (lbs.) (kg)
M3TF2424E	24 610	24 610	12 5.4
M3TF2430E	24 610	30 760	13 5.7
M3TF2436E	24 610	36 914	14 6.4
M3TF2448E	24 610	48 1220	18 8.2
M3TF2460E	24 610	60 1524	20 9.1



## Stem Casters

- Promotes easy cleaning. Casters allow shelving units to be moved easily for access to floors and walls.
- Efficient Transport: Create a cart to efficiently move supplies throughout a facility or campus.



5PCX

5PCBX

Rigid stem casters are often ordered two per unit for improved tracking and handling. Rigid caster channel is provided with each two rigid stem casters at no charge.



5MPX



5MPXGSA



Truck Dolly Base

## Polymer Stem Casters

- Corrosion resistant performance: all-polymer horn, stainless steel axle, 5" (127mm) diameter polyurethane wheel, sleeve-style axle bearing, and an optional toe-operated brake mechanism. **Note:** the stem and swivel raceway are plated steel.
- Models available with antimicrobial product protection built into the tread.
- Load rating of 300 lbs. (135kg) and a temperature range from -20° to 120° F (-29° to 49° C) [continuous].
- Bumpers included.

Model No.	Model No. Antimicrobial.	Wheel Diameter (in.) (mm)	Face (in.) (mm)	Load Rating (lbs.) (kg)	Type	Temperature Range (Continuous Usage) (Fahrenheit) (Celsius)	Approx. Pkd. Wt. (lbs.) (kg)
5PCX	5PCXM	5 127	1 1/4 32	300 135	Stem/Swivel	-20°-120° -29°-49°	2 0.9
5PCBX	5PCBXM	5 127	1 1/4 32	300 135	Stem/Brake	-20°-120° -29°-49°	2 0.9
5PCRX	—	5 127	1 1/4 32	300 135	Stem/Rigid*	-20°-120° -29°-49°	2 0.9

\*Note 1: Rigid casters are held in place by a connecting channel. When ordering, shelf width **must** be provided. Rigid connecting channel (aluminum) for 5PCRX caster: Model No. P18RC, P21RC, P24RC.

Note 2: Not suitable for cart wash and autoclave applications.

## Standard Stem Casters

- Plated caster horns and hardware. Bumper included with each caster.
- Swivel, Swivel with Brakes, and Rigid Caster options available.

Model No.	Wheel Diameter (in.) (mm)	Face (in.) (mm)	Load Rating (lbs.) (kg)	Type	Wheel Tread	Temperature Range (Continuous Usage) (Fahrenheit) (Celsius)	Approx. Pkd. Wt. (lbs.) (kg)
5MX	5 127	1 1/4 32	200 90	Stem/Swivel	Resilient, Flat	-30°-160° -34°-71°	2 1/2 1.1
5MBX	5 127	1 1/4 32	200 90	Stem/Brake	Resilient, Flat	-30°-160° -34°-71°	2 5/8 1.2
5MRX	5 127	1 1/4 32	200 90	Stem/Rigid*	Resilient, Flat	-30°-160° -34°-71°	3 1/2 1.5
5MDXA	5 127	1 1/4 32	250 113	Stem/Swivel	High Modulus Donut	-40°-180° -40°-82°	2 1/2 1.1
5MDBXA	5 127	1 1/4 32	250 113	Stem/Brake	High Modulus Donut	-40°-180° -40°-82°	2 5/8 1.2
5MDRXA	5 127	1 1/4 32	250 113	Stem/Rigid*	High Modulus Donut	-40°-180° -40°-82°	2 3/8 1.1
5MPX	5 127	1 1/4 32	300 135	Stem/Swivel	Polyurethane, Flat	-30°-180° -34°-82°	2 1/8 0.9
5MPBX	5 127	1 1/4 32	300 135	Stem/Brake	Polyurethane, Flat	-30°-180° -34°-82°	2 1/4 1
5MPRX	5 127	1 1/4 32	300 135	Stem/Rigid*	Polyurethane, Flat	-30°-180° -34°-82°	2 0.9

\*Note: Rigid casters are held in place by a connecting channel. When ordering, shelf width **must** be provided. Rigid connecting channel (stainless steel): Model No. 18RS, 21RS, or 24RS.

## Stainless Steel Cart-Washable Stem Casters

- Stainless horn, axle, and stem with sealed bearings. Bumper included with each caster.

Model No.	Wheel Diameter (in.) (mm)	Face (in.) (mm)	Load Rating (lbs.) (kg)	Type	Wheel Tread	Temperature Range (Continuous Usage) (Fahrenheit) (Celsius)	Approx. Pkd. Wt. (lbs.) (kg)
5MPXGSA	5 127	1 1/4 32	300 135	Stem/Swivel	Polyurethane, Flat	-30°-180° -34°-82°	2 1/8 0.9
5MPBXGSA	5 127	1 1/4 32	300 135	Stem/Brake	Polyurethane, Flat	-30°-180° -34°-82°	2 1/4 1
5MPRXGSA	5 127	1 1/4 32	300 135	Stem/Rigid*	Polyurethane, Flat	-30°-180° -34°-82°	2 0.9

\*Note: Rigid casters are held in place by a connecting channel. When ordering, shelf width **must** be provided. Rigid connecting channel (stainless steel): Model No. 18RS, 21RS, or 24RS.

## Replacement Bumper for MetroMax i<sup>®</sup> and MetroMax Q<sup>®</sup>

Model No. M9992DBX



Replacement Bumper

## Truck Dolly Bases

For heavy duty mobile applications. Truck dollies are available in aluminum or stainless construction with corner bumpers or wrap-around bumpers. For more information, refer to Spec Sheet 11.37.

MetroMax shelving mounts to truck dolly bases with the included dolly hardware.




# MetroMax<sup>®</sup> Accessories

## Super Slide

- Mounts to 24" (610mm) deep shelves.
- Easily attaches to the shelf frame (under the mats) and is sized to hold 3", 5", 6", and 8" (76, 127, 152, 203mm) tall tote boxes.
- Models available for MetroMax i and MetroMax 4.
- Corrosion-resistant taupe epoxy finish.

i	4	Width		Length		Height		Approx. Pkd. Wt.	
Model No.	Model No.	(in.)	(mm)	(in.)	(mm)	(in.)	(mm)	(lbs.)	(kg)
MXSS2E	MAX4-SS2E	20 <sup>3</sup> / <sub>8</sub>	520	21 <sup>5</sup> / <sub>8</sub>	550	10 <sup>1</sup> / <sub>4</sub>	260	5 <sup>1</sup> / <sub>4</sub>	2



**MXSS2E**

## Metro<sup>®</sup> Tote Boxes for Super Slide System

Model No. White Totes	Model No. Natural Totes	Width/Length		Height		Approx. Pkd. Wt.	
		(in.)	(mm)	(in.)	(mm)	(lbs.)	(kg)
MTB93030W	TB93030NAT	17 <sup>1</sup> / <sub>2</sub> x22 <sup>3</sup> / <sub>8</sub>	457x570	3	75	0.44	0.012
MTB93050W	TB93050NAT	17 <sup>1</sup> / <sub>2</sub> x22 <sup>3</sup> / <sub>8</sub>	457x570	5	127	0.79	0.022
MTB93060W	TB93060NAT	17 <sup>1</sup> / <sub>2</sub> x22 <sup>3</sup> / <sub>8</sub>	457x570	6	150	0.97	0.027
MTB93080W	TB93080NAT	17 <sup>1</sup> / <sub>2</sub> x22 <sup>3</sup> / <sub>8</sub>	457x570	8	203	1.32	0.037



## Adjustable Slides

- Slides can be adjusted left to right to accommodate a variety of pan, tray, and container sizes.
- MetroMax i and Q models available.
- Corrosion-resistant taupe epoxy finish.

i	Q	Fits Shelf Width		Length	Approx. Pkd. Wt.	
Model No.	Model No.	(in.)	(mm)		(lbs.)	(kg)
MX24SE	MQ24SE	24	610	Adjustable	12 <sup>3</sup> / <sub>4</sub>	6



**MX24SE**

## Handles

Use handles on mobile units to improve maneuvering and ergonomics. Handles fit all MetroMax shelving units. Stainless steel material offers long lasting performance.

### Extended Handle

- Type 304 stainless steel handle and reinforced nylon tri-lobal adapters.

i, 4 and Q	Fits Shelf Depth		Extension Depth		Approx. Pkd. Wt.		
Model No.	(in.)	(mm)	(Post to Edge of Handle)	(in.)	(mm)	(lbs.)	(kg)
MEH18S	18	457	4.5	113	2.5	1.1	
MEH24S	24	610	4.5	113	2.7	1.3	

**NOTE:** Stainless steel fasteners are provided with each handle to secure the handle to the post for heavier duty applications



**Extended Handle**

### Easy-Grip Handle

- Ergonomic design.
- Type 304 stainless steel handle and reinforced nylon tri-lobal adapters.

i, 4 and Q	Fits Shelf Depth		Extension Depth		Approx. Pkd. Wt.		
Model No.	(in.)	(mm)	(Post to Edge of Handle)	(in.)	(mm)	(lbs.)	(kg)
MERGH18S	18	457	6	151	2.5	1.1	
MERGH24S	24	610	6	151	3.0	1.4	

**NOTE:** Stainless steel fasteners are provided with each handle to secure the handle to the post for heavier duty applications



**Easy-Grip Handle**

### Replacement Tri-Lobal Adapters

#### Model No. MTLA

4 pair per bag



**MTLA**



**Mounted to polymer post**



## “S” Hooks

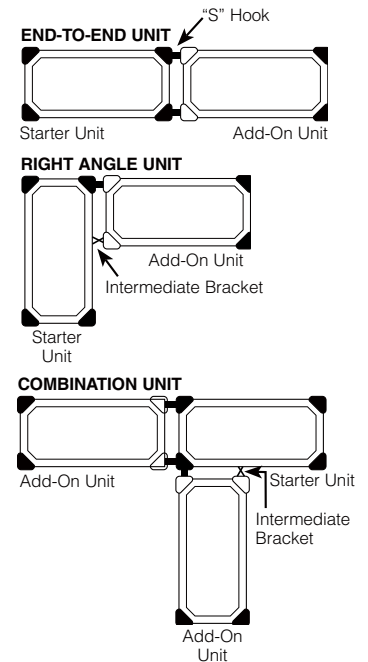
“S” Hooks eliminate the need for adjacent posts saving time and money. Right angle units create open corners in tight spaces for easy access. Use the components below when configuring units from loose shelves and posts.



**MetroMax i End-to-End Unit**



**MetroMax 4 Right Angle Unit**



### MetroMax i



“S” Hook Kit  
Includes (1) “S” Hook and  
(1) Collar plug.  
Model No. **M9995**



Intermediate “S” Hook Kit  
Includes (2) “S” hooks and  
intermediate bracket, (2) Collar plugs.  
Model No. **MX9996**



“S” Hooks per storage level	MetroMax i
End-to-End	(2) M9995
Right Angles	(1) MX9996
Combination Unit	(2) M9995 (1) MX9996

### MetroMax 4



“S” Hook Kit  
Model No. **MAX4-9995**



Intermediate “S” Hook Kit  
Model No. **MAX4-9996**

“S” Hooks per storage level	MetroMax 4
End-to-End	(2) MAX4-9995
Right Angles	(1) MAX4-9996
Combination Unit	(2) MAX4-9995 (1) MAX4-9996

### MetroMax Q



“S” Hook  
Model No. **M9995**



Intermediate “S” Hook Kit  
Model No. **Q9995Z**

“S” Hooks per storage level	MetroMax Q
End-to-End	(2) M9995
Right Angles	(1) M9995 (1) Q9995Z
Combination Unit	(3) M9995 (1) Q9995Z